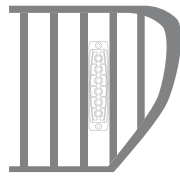




Horizontal 021301

911 SIGNAL

F6 LED Lighthouse
Vertical Version 021302
Horizontal Version 021301



Vertical 021302

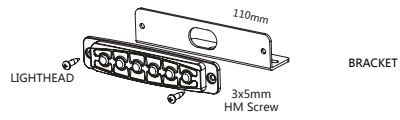


NO. 20150702



Uneven surfaces
STOP! ! !

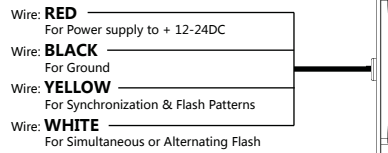
> **MOUNT**



> **19 Flash Patterns**

- | | |
|--------------------------|---------------------------|
| 1. Random (Default) | 11. Single (All) |
| 2. Single (Split) | 12. Double (All) |
| 3. Double (Split) | 13. Quad (All) |
| 4. Quad (Split) | 14. Quint (All) |
| 5. Quint (Split) | 15. Ultra (All) |
| 6. Ultra (Split) | 16. Single - Quad (All) |
| 7. Single - Quad (Split) | 17. Single - H/L (All) |
| 8. Single - H/L (Split) | 18. Steady 2 (California) |
| 9. Ece R65 Single (All) | 19. Steady 4 (All) |
| 10. Ece R65 Double (All) | |

> **WIRING**



Note: Flash patterns will be reseted when yellow-wire connects to Red-wire more than 3 seconds.

